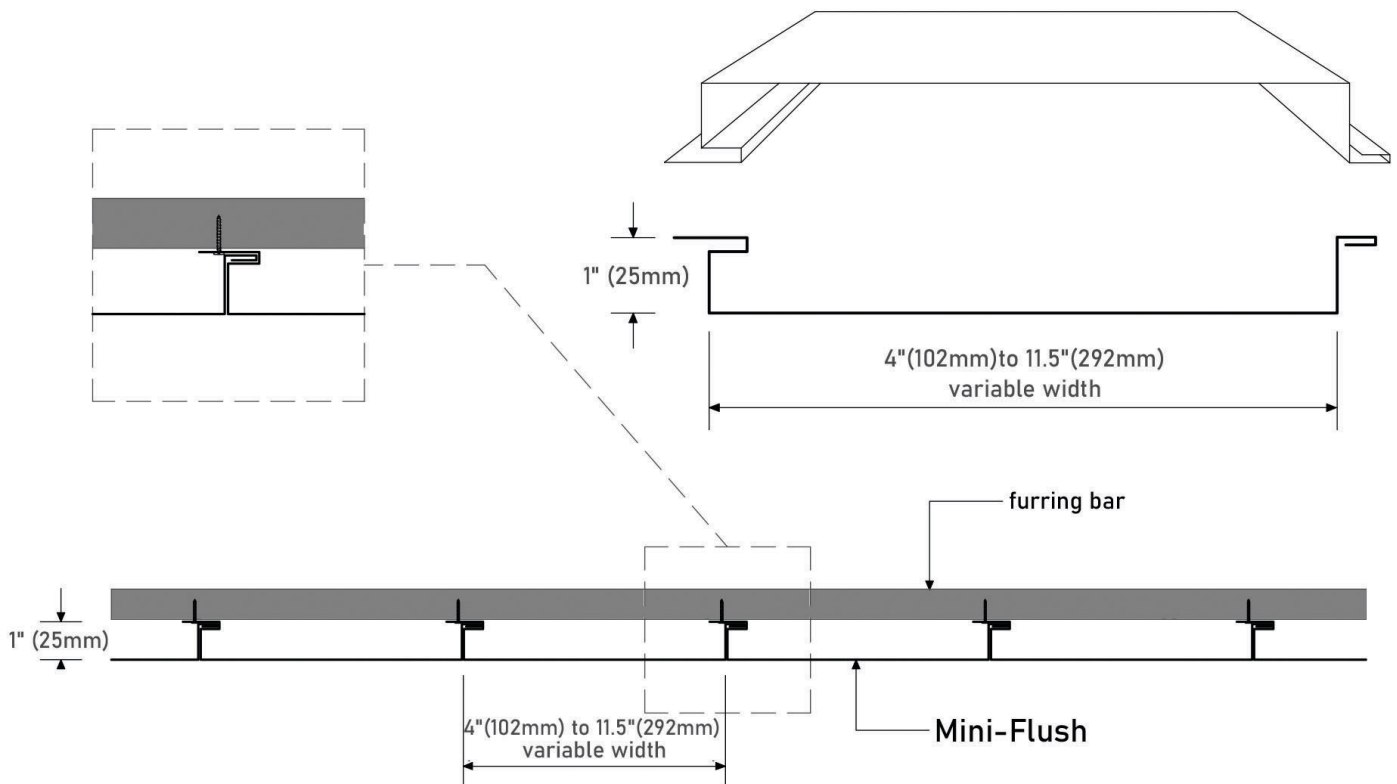
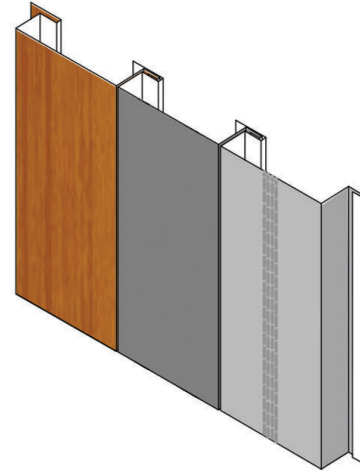


# R2 | MINI-FLUSH

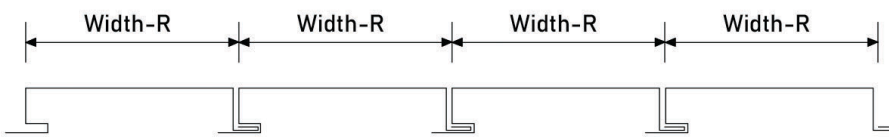
\* Rollformed profiles  
Wall, Soffit Application

Mini-Flush is a flush panel system that can be used in wall & soffit application. With a face size as small as 4"(102mm), it is a perfect alternative to cedar siding with more color selections and minimal maintenance.


- > Variable Width of: 4" (102mm) up to 11.5" (292mm)
- > Cost Efficient Widths: 5.1" (130mm), 7.5" (191mm), 11.5"(292mm)
- > Roll Formed to custom length in 24ga. and 22ga. steel.
- > Available in: Pre-Painted Steel (Woodgrain, SMP, PVDF)  
(aluminum, copper, rheinzink please inquire.)



## Panel Layout Examples:

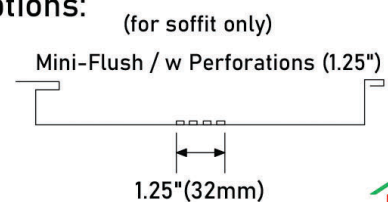


\*Fixed Width panel layout



\* Variable Width panel layout

## Options:



LMC Manufacturing Ltd.

6962 Buller Avenue  
Burnaby, BC  
V5J 4S3

Tel: 604.430.3233  
Website: [www.lammetal.ca](http://www.lammetal.ca)