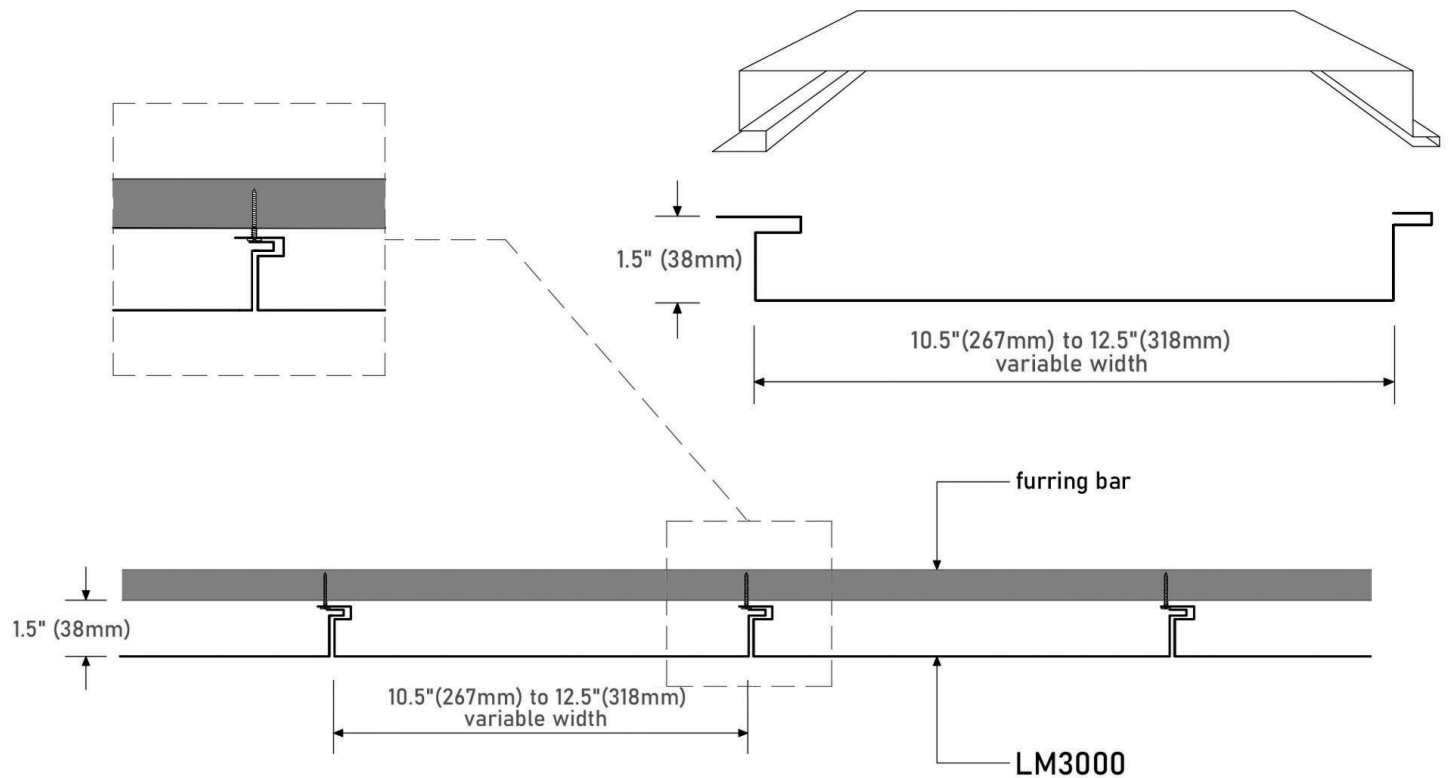
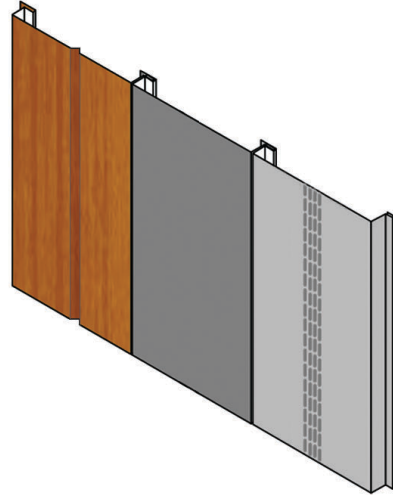


# R1 | LM3000

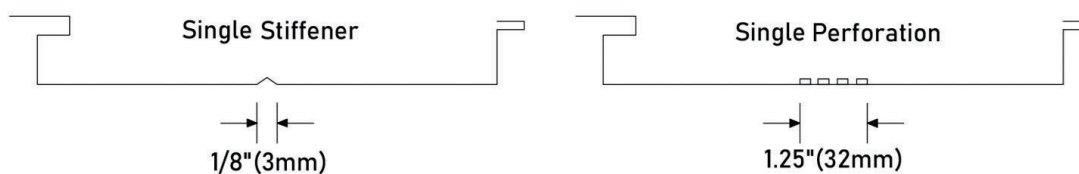
\* Rollformed profiles  
Wall, Soffit Application

LM3000 is a high performance flush panel system that can be used in wall & soffit application. In soffit applications, the panel can be formed with optional perforations.

- > Variable Width of: 10.5" (267mm) up to 12.5" (318mm)
- > Cost Efficient Width: 10.5" (267mm) and 12.5" (318mm)
- > Roll-formed to custom lengths in 24ga. & 22ga. steel.
- > Available in: Pre-Painted Steel (Woodgrain, SMP, PVDF)  
(aluminum, copper, rheinzink please inquire.)
- > Option: single stiffening rib or perforation.



## Options:



LMC Manufacturing Ltd.

6962 Buller Avenue  
Burnaby, BC  
V5J 4S3

Tel: 604.430.3233  
Website: [www.lammetal.ca](http://www.lammetal.ca)