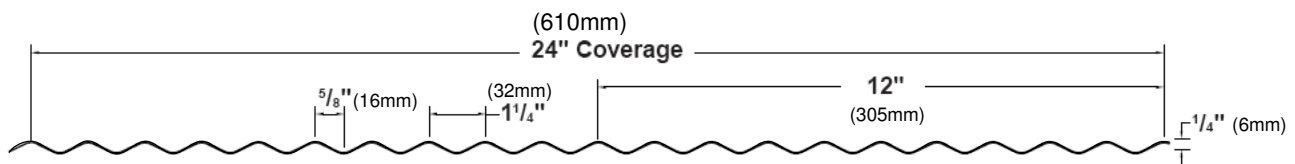



# 1/4" CORRUGATED

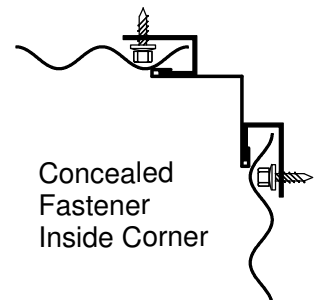
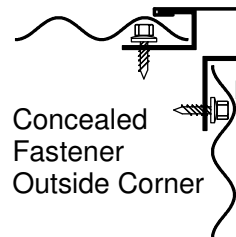
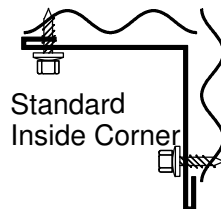
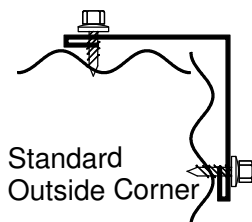
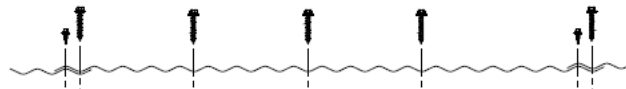
· WALL · SOFFIT

LMC's 1/4" Corrugated is perfect for sophisticated decorative finishes on walls, ceilings and soffits. It is suitable for both interior and exterior applications, and on straight or curved surfaces. It could be installed vertically or horizontally, but it is not suitable for roof application.

- ▶ Net 24" (610mm) coverage
- ▶ Roll formed to custom length in 26ga
- ▶ Available in Galvalume and Prepainted Steel
- ▶ Suitable for exterior and interior finish.



Typical Screw Pattern



SECTION PROPERTIES							
Ga.	Width (in.)	Yield KSI	Weight PSF	Top in Compression		Bottom in Compression	
				Ixx In <sup>4</sup> /ft	Sxx In <sup>3</sup> /ft	Ixx In <sup>4</sup> /ft	Sxx In <sup>3</sup> /ft
26	24"	50	0.86	0.0060	0.0237	0.0060	0.0237

## ALLOWABLE UNIFORM LIVE LOADS PSF (3 or More Equal Spans)

Inward (Gravity / Deflection) Load						Outward Uplift (Stress) Load					
2'	2.5'	3'	3.5'	4'	5'	2'	2.5'	3'	3.5'	4'	5'
98	50	29	18	12	6	148	96	67	49	38	24



**LMC Manufacturing Ltd**

6962 Buller Ave, Burnaby, BC V5J 4S3  
Tel: 604-430-3233 Fax: 604-430-2028

Website: [www.lammetal.ca](http://www.lammetal.ca)

A14