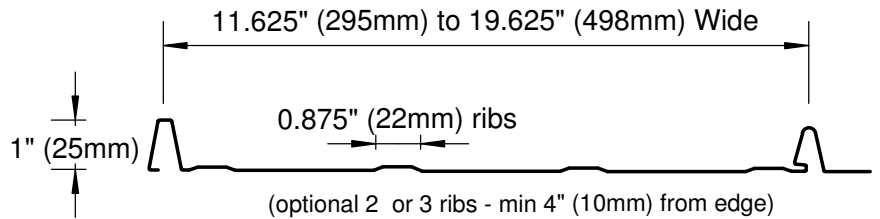


1" Super Snap Loc is a concealed snap-on roof panel for commercial, institutional and residential applications. This panel must be installed over solid substrates with vapour barrier.

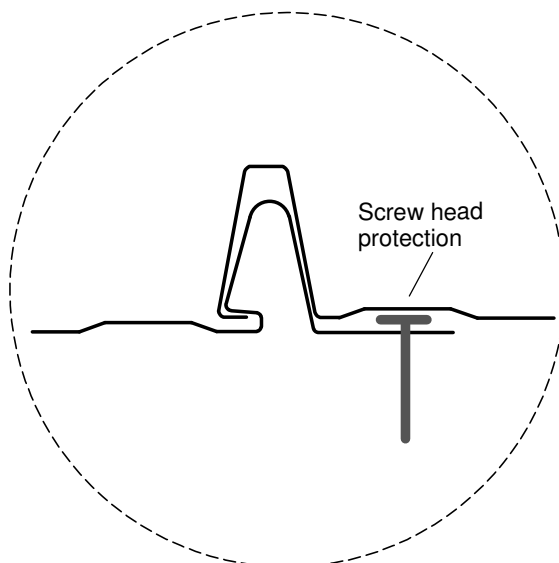
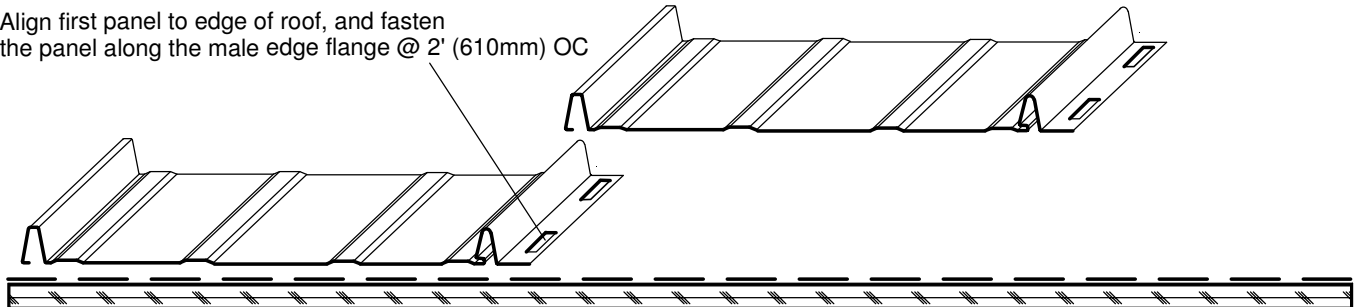
- ▶ Variable width from 11.625" (295mm) to 19.625" (498mm).
- ▶ Roll formed to custom length in 26ga and 24ga. *
- ▶ Available in Pre-painted Steel, Galvalume, Galvanized, and Aluminum.
- ▶ Snap on design eliminating needs for clips or seaming.



Panel Installation

1. Align first panel to edge of roof, and fasten the panel along the male edge flange @ 2' (610mm) OC

2. Align second panel with female edge to the first fastened male edge and clip on. Fasten the male edge and repeat the above for the rest of the roof.



* RCABC Standard required minimum 24ga material.